




Energy Meter

with Modbus Connection

SE-WND-3Y400-MB-K2



Energy Meter with Modbus Connection for SolarEdge Installations

- High accuracy meter readings for production/consumption monitoring
- Import/Export meter readings for export limitation functionality
- Small and easy to install - fits in standard electrical panel
- Supports residential, commercial and utility-size installations
- Support RS485 120Ω line termination

ACCESSORIES

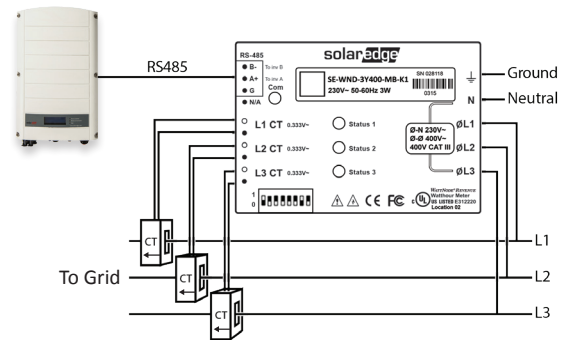
solar edge Energy Meter with Modbus Connection

SE-WND-3Y400-MB-K2

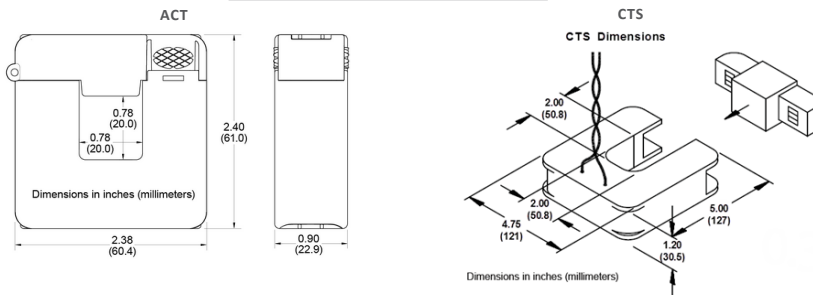
When ordering a meter, order current transformers as well:

CURRENT TRANSFORMER MODELS(*)	RATED RMS CURRENT	DIMENSIONS (INTERNAL / EXTERNAL)
SE-CTML-0350-070	70 A	9 x 8.9 mm / 42.4 x 30.5 mm
SE-ACT-0750-50	50 A	20 x 20 mm / 61 x 60.4 mm
SE-ACT-0750-100	100 A	
SE-ACT-0750-250	250 A	50.8 x 50.8 mm / 121 x 127 mm
SE-CTS-2000-1000	1000 A	

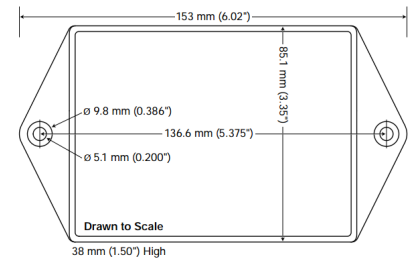
* One current transformer per phase; for other ratings contact SolarEdge



Current Transformer Dimensions



Meter Dimensions



	SE-WND-3Y400-MB-K2	UNITS
ELECTRICAL SERVICE		
Operating Voltage Range - Line to Neutral / Line to Line	184-264.5 / 320-460	Vac
AC Frequency	50/60	Hz
Grids Supported - Single Phase ; Three Phase ⁽¹⁾	L / N / PE ; L1 / L2 / L3 / N / PE	
Power Consumption (typ.)	1.8	W
COMMUNICATION		
Supported Communication Interfaces	RS485	
Response time	≤1 ⁽²⁾	sec
Default Device ID (Modbus)	2	
RS485 line termination	120	Ω
ACCURACY (@25°C, PF: 1)⁽³⁾		
1% - 100% of Rated CT Current	±1.0	%
STANDARD COMPLIANCE		
Safety	IEC 61010-1, CAN/CSA-C22.2 No. 61010-1-04, IEC 61010-1:2010 (3rd Edition)	
Immunity	EN 61326, EN 61000-4-2, EN 61000-4-3, EN 61000-4-4, EN 61000-4-5, EN 61000-4-6, EN 61000-4-11	
Emissions	FCC Part 15: Class B, CISPR11: 2009: Class B	
Export Limiting Schemes	Engineering Recommendation G100. Issue 1 Amendment 1 2017 by ENA London UK	
INSTALLATION SPECIFICATIONS		
Dimensions (HxWxD)	85 x 153 x 38	mm
Weight	310	gm
Enclosure type	High impact, ABS and/or ABS/PC plastic UL 94V-0, IEC FV-0	
Operating Temperature Range	-40 to 75	°C
Relative Humidity (noncondensing)	5 - 90	%
Protection Rating	Indoor (Outdoor when installed in an outdoor enclosure)	
Mounting Type	DIN Rail / Wall mount	

⁽¹⁾ PE (Protective Earth) connection is not required for meter operation

⁽²⁾ When meter is connected at grid connection point, and when RS485 is used for multiple inverters

⁽³⁾ Using SE-ACTL-0750 CT models

RoHS **CE**